

TMEA Exhibit Booth Descriptions and Guidelines

Texas Music Educators Association (TMEA) follows the International Association of Exhibitions and Events (IAEE) guidelines for display rules and regulations (2019 revised edition). Your display products must fit within the confines of your booth area and must be arranged in such a manner to not obstruct neighboring exhibits. The following display rules and regulations will be enforced by the show management. If you believe your booth space does not fit into one of these categories, please contact Zach Gersch (zgersch@tmea.org). For more information and additional exhibitor resources, visit tmea.org/exhibit.

PERMITTED Booth Configurations

Linear Booth

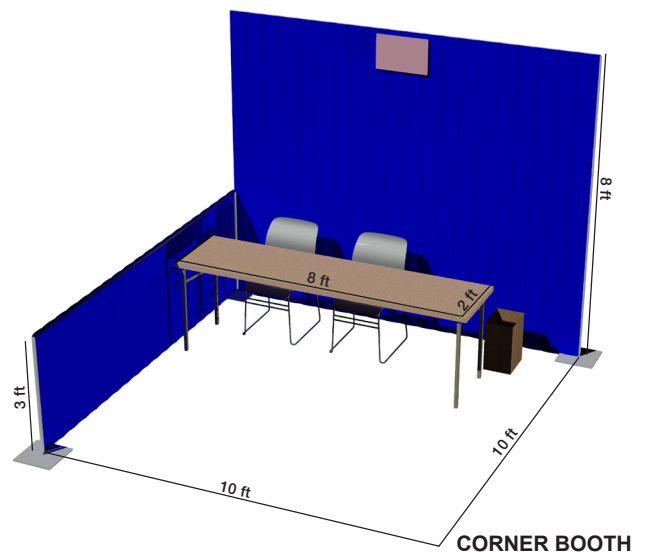
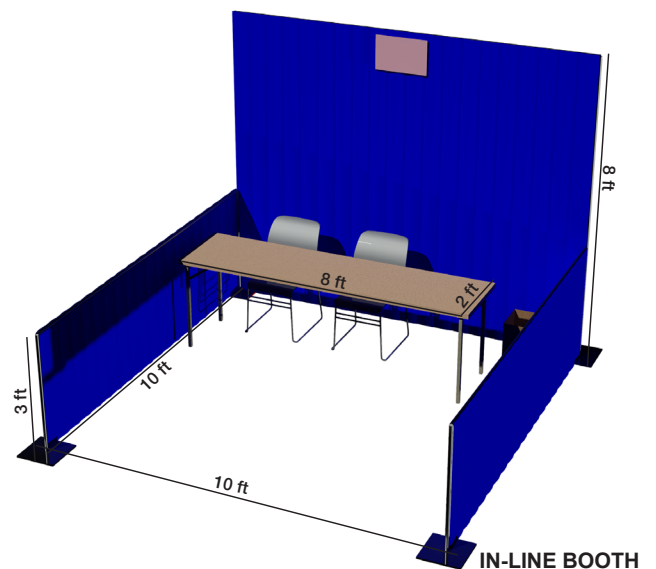
Linear Booths, also called “in-line” booths, are generally arranged in a straight line and have neighboring exhibitors on their immediate right and left, leaving only one side exposed to the aisle.

- Exhibit fixtures and components are permitted to a maximum height of 8'. This 8' height may be maintained on the sidewall of your booth up to a distance of 5' from the front aisle. The remaining length of the sidewall may be no higher than 4'.
- Decorator side rails may not be removed.
- All decoration and business must be conducted within your rented booth space.
- Display materials should be arranged in such a manner so as not to obstruct sight lines of neighboring exhibitors.

Note: Hanging signs and trusses are not permitted over standard/linear booths.

Corner Booth

A Corner Booth is a Linear Booth at the end of a series of in-line booths with exposure to intersecting aisles on two sides. All guidelines for Linear Booths apply.



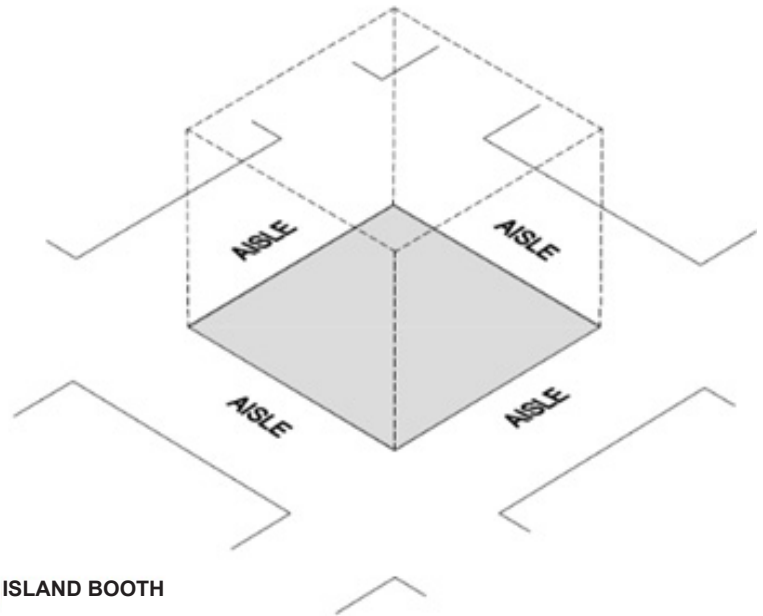
Perimeter Booth

A Perimeter Booth is a Linear Booth that backs to an outside wall of the exhibit facility rather than to another exhibit. All guidelines for Linear Booths apply to Perimeter Booths except that the maximum height of 12'. This 12' height may be maintained on the sidewall of your booth up to a distance of 5' from the front aisle. The remaining length of the sidewall may be no higher than 4'

Island Booth

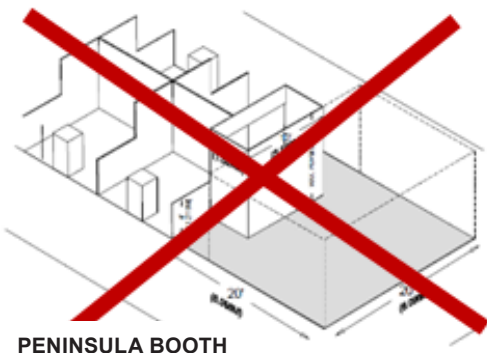
An Island Booth is any size booth exposed to aisles on all four sides.

- Exhibit fixtures and components are permitted to a maximum height of 20' in all areas of your booth are allowed
- All decoration and business must be conducted within your rented booth space.
- Overhead lighting is permitted. No lighting, fixtures, lighting trusses, or overhead lighting may be hung or shining outside the boundaries of the exhibit space.



Note: Hanging signs are permitted over island booths.

Booth Configurations NOT PERMITTED



Peninsula Booths

Peninsula Booths are a minimum 20'x20' in size, exposed to aisles on three sides and back up to linear booths or another peninsula booth. This type of booth requires back wall design to allow adequate line of sight for adjacent booths and is not permitted.



End Cap Booths

End Cap Booths are two linear booths combined, exposed to aisles on three sides and back up to other linear booths. This type of booth requires specific back wall design to allow adequate line of sight for adjacent booths and is not permitted.